



THE SKINNERS' KENT
ACADEMY

#JOININ

GCSE EXAMINATIONS 2022

The Great Lawn

What does the exam look like?

- The PPE was completed on the 15th and 16th of November.
- There will be a PPE grade recorded based on the work completed over the two exam days.

What is new for this year?

- As with last year, the final Art GCSE grade is based 100% on the NEA. Therefore, your Year 10 and Year 11 work makes up your grade. This portfolio is remarked in its entirety, just after Easter.

What are the top three revision tips?

- Ensure your Year 11, Project 1 is fully complete for the start of Term 3.
- Term 3 and 4 will be used to complete incomplete work across your NEA Year 10 and 11 Portfolio.



What does the exam look like?

- Two examinations, both 1hr 45mins.
- Both exams account for 50% of the GCSE and there are 90 marks available in each exam.

What is new for this year?

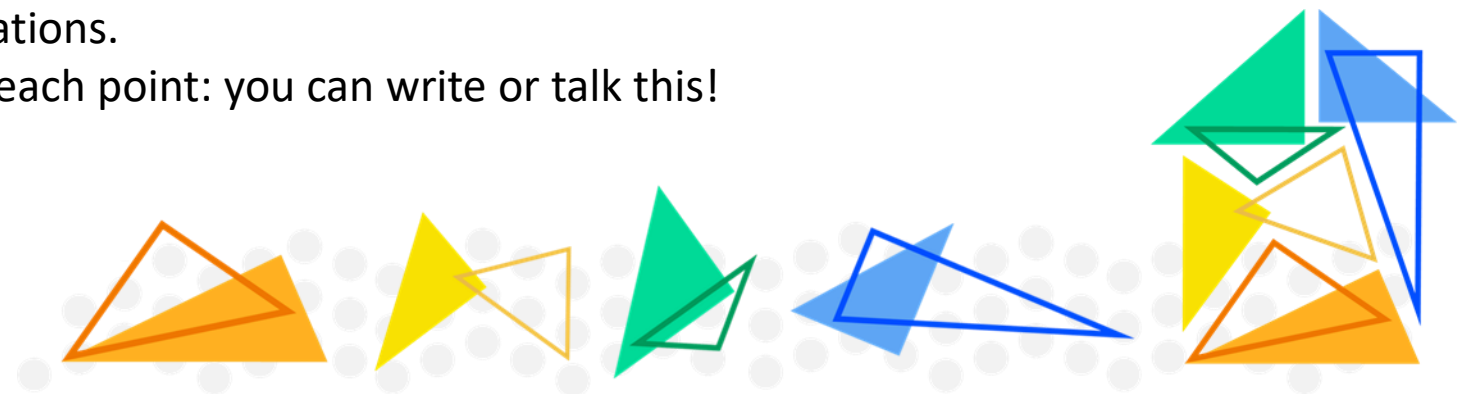
- To help your exam preparation, there will be advance information on the content for each exam.
- This information will be available by 7 February 2022 at the latest.

What are the top three revision tips?

- Make revision flow diagrams or revision cards for retrieval practice.
- Practise linking your answers to case study situations.
- Use class resources to write analysis chains for each point: you can write or talk this!

PRIDE IN OUR SUCCESS

FIERTÉ DE NOTRE SUCCÈS | ORGULLO DE NUESTRO ÉXITO



What does the exam look like?

- The exam is based on pre-production which has been covered since the start of term.
- Students will take the exam in January; if they do not get a good grade they have the opportunity of resitting the exam again in May.

What is new for this year?

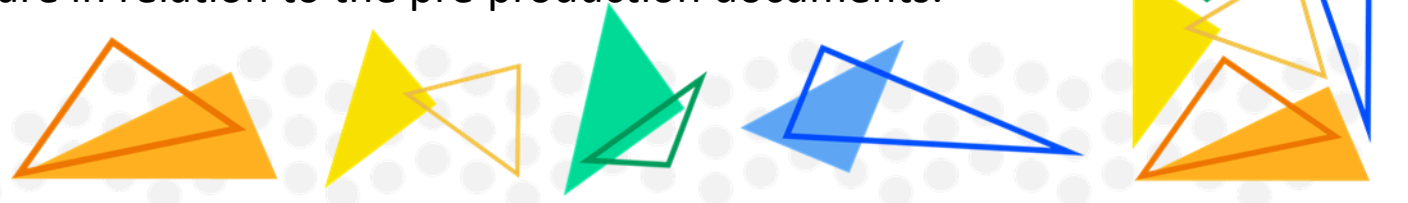
- There is no change in the exam content.
- This year students will only need to hand in two pieces of coursework instead of four.

What are the top three revision tips?

- Learn the five pre-production documents as these are the bases of the exam (Mood board, Mind-map, Storyboards, Scripts and Visualisation diagrams).
- Practise answering the 10 and 12 mark exam style questions.
- Use retrieval practice to revise hardware and software in relation to the pre-production documents.

PRIDE IN OUR SUCCESS

FIERTÉ DE NOTRE SUCCÈS | ORGULLO DE NUESTRO ÉXITO



What does the exam look like?

The exam is:

- 50% Computer systems, which includes: Memory, Storage, System Architecture, Storage, Wired and wireless networks, Network topologies, protocols and layers, System security, System software, Ethical, legal, cultural and environmental concerns.
- 50% Computational Thinking, which includes: Algorithms, Programming techniques, Producing robust programs, Computational logic, Translators and facilities of languages, Data representation.

What is new for this year?


- There is no content change.
- The programming project does not need direct supervision at school; this will be started in school but the main part of it will be completed at home.

What are the top three revision tips?

- Use the revision flash cards for retrieval practice.
- Complete the topic tests.
- Go through the personal learning checklist. Discuss this with someone at home.

PRIDE IN OUR SUCCESS

FIERTÉ DE NOTRE SUCCÈS | ORGULLO DE NUESTRO ÉXITO



What does the exam look like?

- There is one paper which is 2 hours and 100 marks. The three sections are:
- Section A has 10 multiple choice questions and short answer questions (20 marks), Section B several short answer questions and one extended question (30 marks) and Sections C short answer questions and extended responses.
- NEA (Non Examined Assessment) previously known as coursework also contributes.

What is new for this year?

- The NEA requirements have been reduced.

What are the top three revision tips?

- Quiz each other, testing each other helps.
- Learn the key command words so you understand what the question is asking from you.
- Look at the mark scheme, for example 2 marks you need two points or a point and explanation/example

PRIDE IN OUR SUCCESS

FIERTÉ DE NOTRE SUCCÈS | ORGULLO DE NUESTRO ÉXITO



DRAMA



What does the exam look like?

- There is 1 exam paper and 1 performance based component.
- Exam: You will explore a whole performance text, and demonstrate your knowledge and understanding of how drama is developed, performed and responded to. You also analyse and evaluate a live theatre performance.
- There are 2 sections: The first is a 1 hour paper with questions based on the text you have been studying (*Find Me*). The second is a 30 min analysis and evaluation of a live theatre piece (viewed next year).

What is new for this year?

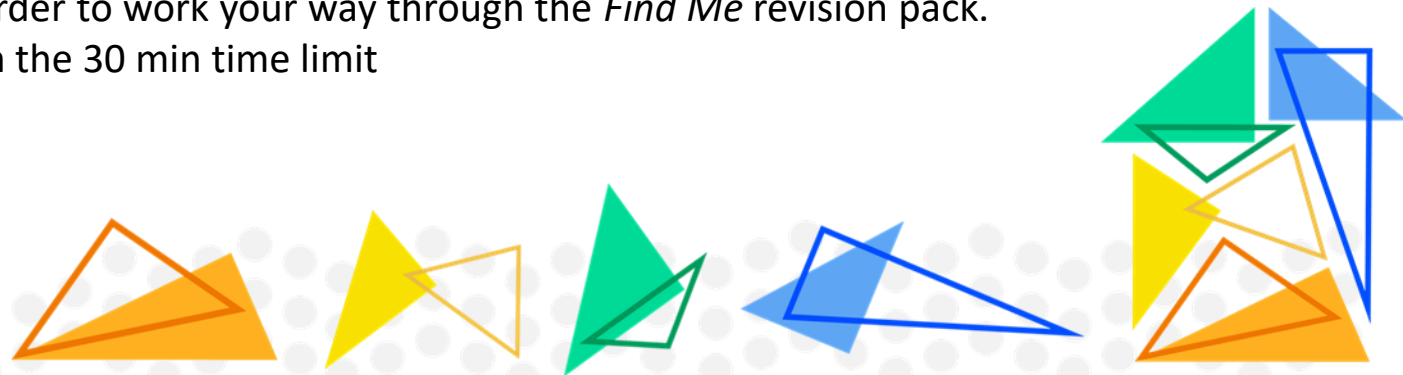
- There is no change in the exam content.
- The Presenting and performance module – you only have to present one scene or monologue rather than 2 and performance times have been reduced. Design students have a reduced number of cues.

What are the top three revision tips?

- Re-read the play to make sure you know it inside out in order to work your way through the *Find Me* revision pack.
- Watch plays on digital theatre + and write a review within the 30 min time limit
- Practise the given exam questions within set times.

PRIDE IN OUR SUCCESS

FIERTÉ DE NOTRE SUCCÈS | ORGULLO DE NUESTRO ÉXITO



What does the exam look like?

- **Component 1:** 20th Century Literature Prose Reading and Creative Prose Writing. Written examination: 1 hour 45 minutes 40% of qualification
- **Component 2:** 19th and 21st Century Non-Fiction Reading and Transactional/Persuasive Writing Written examination: 2 hours 60% of qualification

What is new for this year?

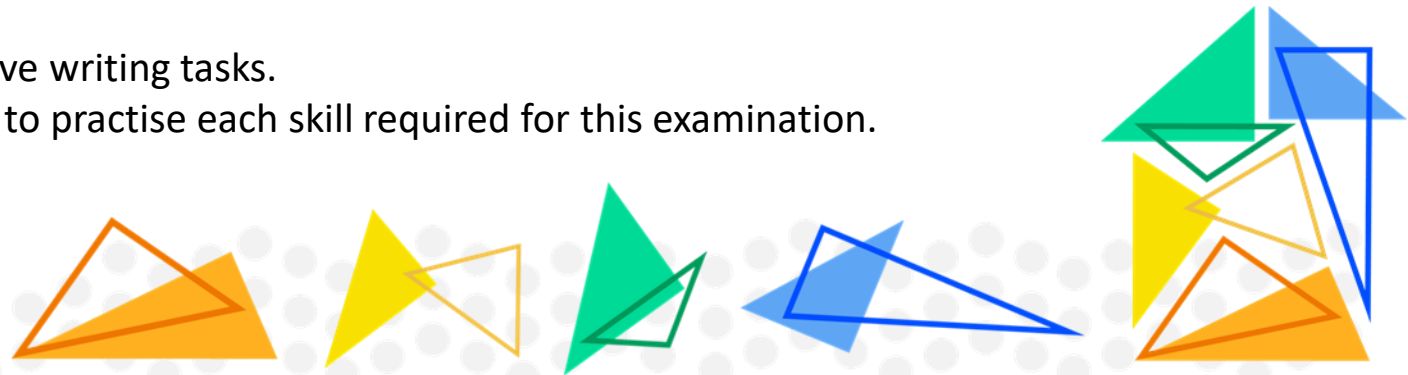
- **Component 3** (Spoken Language) will be performed in school but not recorded. This component was completed in Y10.
- A reminder that achievement in Spoken Language will be reported as part of the qualification, but it will not form part of the final mark and grade

What are the top three revision tips?

- Create vocabulary banks for narrative writing.
- Practise both narrative writing and transactional/persuasive writing tasks.
- Use the blue student workbook provided by your teacher to practise each skill required for this examination.

PRIDE IN OUR SUCCESS

FIERTÉ DE NOTRE SUCCÈS | ORGULLO DE NUESTRO ÉXITO



What does the exam look like?

Component 1: Shakespeare and Post-1914 Prose

- Written examination: 2 hours (split into two papers of 1 hour each; candidates will sit both papers)
- 50% of the qualification
- This component is compulsory in its entirety.

Component 2: Poetry Anthology, ~~19th Century Prose~~, and Unseen Poetry

- Written examination: 2 hours (split into two papers of 1 hour each on the schools' two chosen areas of study)
- 50% of the qualification
- SKA students will no longer sit the 19th Century Prose text.

What is new for this year?


- Component 2 will have optionality. SKA students will no longer sit the 19th Century Prose text (A Christmas Carol/Jekyll and Hyde).

What are the top three revision tips?

- Re-read your texts to remind yourself of the plot. Map out key events.
- Create quotation study cards for retrieval practice.
- Practise exam-style questions.

PRIDE IN OUR SUCCESS

FIERTÉ DE NOTRE SUCCÈS | ORGULLO DE NUESTRO ÉXITO



FOOD PREPARATION & NUTRITION

What does the exam look like?

- There is one paper which is 1 hour 45 minutes with 100 marks allocated. It comprises of two sections;
- Section A has 20 multiple choice questions (20 marks).
- Section B is a mixture of short answer questions and extended questions (80 marks)

What is new for this year?

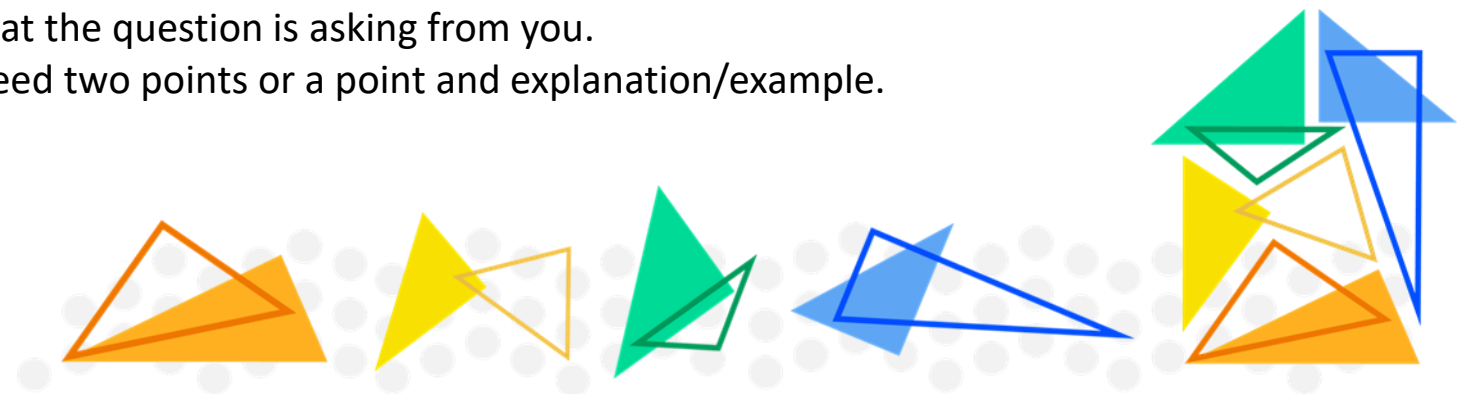
- The changes took place with the NEA (non-examined assessment) work
- Only one NEA task – the food preparation task on Italian cuisine. In this NEA task, only 3 trials are needed and there are only two final dishes that need to be planned, cooked and evaluated.

What are the top three revision tips?

- Quiz each other, testing each other helps. Each time you look at your revision notes - try and condense them further
- Learn the key command words so you understand what the question is asking from you.
- Look at the mark scheme, for example 2 marks you need two points or a point and explanation/example.

PRIDE IN OUR SUCCESS

FIERTÉ DE NOTRE SUCCÈS | ORGULLO DE NUESTRO ÉXITO



What does the exam look like?

- There are two papers, both an hour and a half long.
- Paper 1 covers Global Geographical Issues and Paper 2 focuses on UK Geographical Issues.

What is new for this year?

- Within Paper 1 there is now an option between Development Dynamics and Challenges of an Urbanising World. In class and revision sessions we will be revising and providing support for revising **The Challenges of an Urbanising World**.
- Both sets of questions will appear in the exam; you will have to choose the correct set.
- Within Paper 2 the fieldwork questions on your own fieldwork have been removed and the exam has been shortened (in marks not time) and will only include questions on unfamiliar fieldwork.

What are the top three revision tips?

- Revise your case studies thoroughly using retrieval practice.
- Make flash cards for command words.

PRIDE IN OUR SUCCESS

FIERTÉ DE NOTRE SUCCÈS | ORGULLO DE NUESTRO ÉXITO



What does the exam look like?

- We are awaiting further guidance on how the topics will be divided across the two papers, but the total examination time will be 3hrs and total marks out of 124. The topics covered will be Germany, Conflict and Health.

What is new for this year?

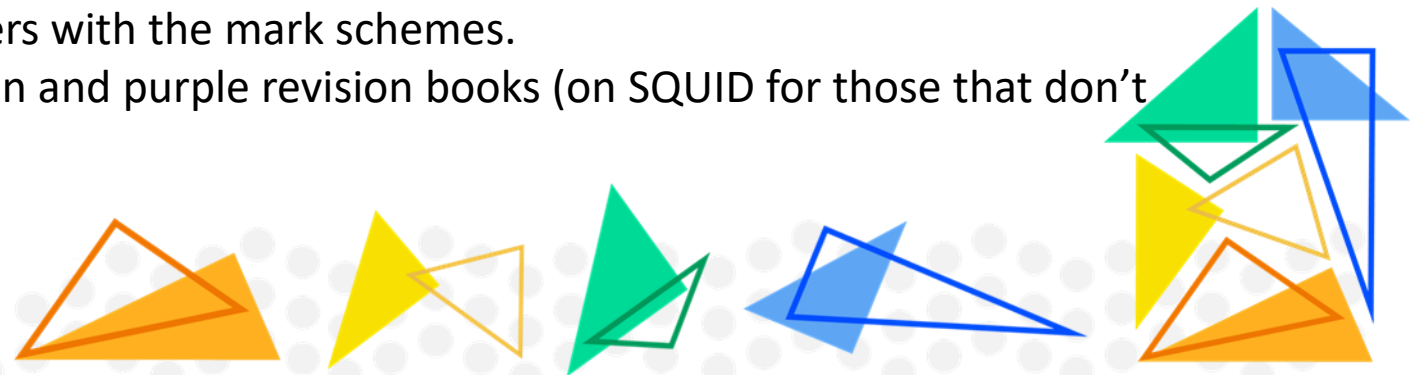
- You will only be examined on the Conflict, Health and Germany topics. Elizabethan England has been removed.
- Marks for spelling, punctuation and grammar have been reduced (removed from Q4 in the Health paper).
- Total number of marks reduced from 168 to 124 across all papers.
- The overall time allowed has been reduced from 4hrs across both exams to 3hrs

What are the top three revision tips?

- Practise exam style questions and compare answers with the mark schemes.
- Develop subject knowledge: buy and use the green and purple revision books (on SQUID for those that don't have them) .
- Make revision flow diagrams or revision cards.

PRIDE IN OUR SUCCESS

FIERTÉ DE NOTRE SUCCÈS | ORGULLO DE NUESTRO ÉXITO



What does the exam look like?

- There will be 3 papers: 1 Non-Calculator and 2 Calculator.
- Each paper lasts 1hr 30 minutes and contains 80 marks.

What is new for this year?

- You will have access to an equation sheet for all 3 of your papers.
- During the Spring Term we should be told by the exam board some of the topics to be included within the exam in order to guide your revision.

What are the top three revision tips?

- Practise exam papers and exam style questions.
- Practise problem solving questions and use a highlighter to identify the key words to help you figure out what is being asked of you.
- Practise makes perfect! Do it little and often.

PRIDE IN OUR SUCCESS

FIERTÉ DE NOTRE SUCCÈS | ORGULLO DE NUESTRO ÉXITO



MODERN FOREIGN LANGUAGES FRENCH AND SPANISH

What does the exam look like?

- There are 4 examination papers: Paper 1-Listening/ Paper2 – Reading/ Paper 3- Speaking/ Paper 4- Writing.
- Each paper is worth 25% of your GCSE

What is new for this year?

- **Optionality for Paper 4 (Writing).** Additional question for Q4F/H (90 words task) and Q1H (150 words task).
- **Paper 4 (Writing) exam time extended-** To give students time to read all of the optional questions carefully before making a choice, an extra five minutes will be scheduled at both tiers for the Writing paper in Summer 2022.
- **No requirement for vocabulary outside specification**
- **Speaking tests to take place as normal,** with a contingency in place

What are the top three revision tips?

- Revise regularly the GCSE vocabulary list (paper copy, quizlet and booklet)
- Practise your speaking answers, especially your Chosen theme using the Speaking booklet
- Practise style examination questions using the GCSE revision guide and workbook (Squid)

PRIDE IN OUR SUCCESS

FIERTÉ DE NOTRE SUCCÈS | ORGULLO DE NUESTRO ÉXITO



What does the exam look like?


- There is 1 examination paper: Appraising (Worth 40% of the GCSE course)

What is new for this year?

- **Composing:** Reduction from 2 compositions to 1 (no need for set brief)
- **Performance:** Reduction from 2 performances to 1 (no need for ensemble performance)

What are the top three revision tips?

- Use spaced practice to revise regularly the GCSE Music musical elements cheat sheet.
- Practise your performance pieces to family / friends when possible to build confidence.
- Listen to a wide range of music and write down or discuss stylistic features (to build a range of analysis skills).



What does the exam look like?

- There are 2 exam papers. Both are for 75 minutes. Paper 1 is on topics 1-3 and Paper 2 is on topics 4-6.
- Practical moderation will take place just before the Easter holidays.

What is new for this year?

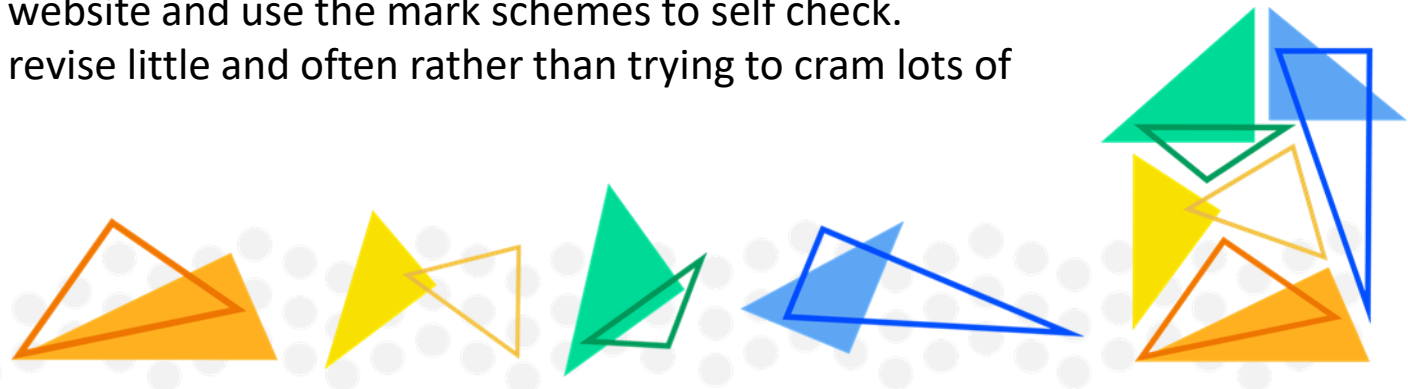
- Students will be assessed in 2 sports rather than 3.
- Students will receive some guidance about what will be in both exams beforehand.

What are the top three revision tips?

- Utilise the EverLearner online platform; you can watch videos on areas you are unsure of and it has hundreds of practice questions.
- Print and practise past paper questions from the AQA website and use the mark schemes to self check.
- Most importantly – set up a revision timetable so you revise little and often rather than trying to cram lots of information in a short space of time.

PRIDE IN OUR SUCCESS

FIERTÉ DE NOTRE SUCCÈS | ORGULLO DE NUESTRO ÉXITO



What does the exam look like?

- There are 2 sets of papers:
- **Christianity and Islam Belief and Practice** make up the first.
- **Family and Relationships, Religion and Life, Peace and Conflict, Crime and Punishment** are the 4 themes that make up the second set of papers.

What is new for this year?

- Nothing is new for this year; the content and style remain the same as before.
- During the Spring Term we should be told by the exam board some of the topics to be included within the exam in order to guide your revision.

What are the top three revision tips?

- Use flashcards to learn key teachings/quotes as these push you up into the higher mark bands.
- Practise writing answers to past papers.
- Create your own revision resources and do something active with them such as test yourself or, even better, get a friend to test you.

PRIDE IN OUR SUCCESS

FIERTÉ DE NOTRE SUCCÈS | ORGULLO DE NUESTRO ÉXITO



What does the exam look like?

- There are 6 exam papers, 2 in each of Biology, Chemistry and Physics.
- Each paper is 1hr and 15 minutes long each (unless you are doing Separate Sciences in which case they are 1hr and 45 minutes long).

What is new for this year?

- For the Physics papers, the equation sheet provided in the exam will now have all the equations.
- By the 7th February, the exam board will tell us of any topics that may not be examined in the Summer. This will guide revision.

What are the top three revision tips?

- Use retrieval practise to learn the key words; a lot of questions require them for full marks.
- Practise answering exam style questions.
- Take note of the *20 points to help you answer Science questions* your teacher will go through with you.

Discuss these with someone at home.

PRIDE IN OUR SUCCESS

FIERTÉ DE NOTRE SUCCÈS | ORGULLO DE NUESTRO ÉXITO

